

Commodity Real Return Fund

- The Fund may invest primarily in global fixed income instruments and commodity index-linked derivatives.
- Investments in commodity index-linked derivative instruments may subject the Fund to greater volatility than investments in traditional securities.
- Investments in fixed income securities are subject to interest rate, credit and downgrade risks. The Fund is also subject to risks of investing in high yield, below investment grade and unrated securities.
- It is subject to risks associated with sovereign debt, currency, liquidity, and repurchase / reverse repurchase transactions.
- It may invest extensively in financial derivative instruments which may involve additional risks (e.g. market, counterparty, liquidity, volatility, and leverage risks).
- It may at its discretion pay dividends out of capital directly or effectively, which amounts to a return or withdrawal of part of an investor's original investment or from any capital gains attributable to the original investment. Any distributions involving the payment of dividends out of the Fund's capital may result in an immediate reduction of the Fund's net asset value per share.
- Investments involve risks and your investment may suffer significant losses.
- Investors should not rely solely on this material and should read the offering document of the Fund for further details including the risk factors.

E CLASS ACCUMULATION SHARES

Fund Description

The Commodity Real Return Fund is an actively managed portfolio that provides exposure to two sources of real return: Efficient exposure to a commodity index comprised of various sectors, including energy, industrial and precious metals, livestock and agriculture. This is primarily via commodity-linked derivative instruments, which are collateralized by a portfolio of low duration global inflation-linked government bonds.

This fund offers portfolio diversification, an inflation hedge, and combines the benefits of exposure to commodities as an asset class with the industry-leading experience of PIMCO as an active manager of both commodities and inflation-linked bonds. The fund captures the total return of the index and seeks to enhance performance by exploiting structural inefficiencies in the commodity market.

This fund combines the benefits of exposure to commodities as an asset class with the industry-leading experience of PIMCO as an active manager of both commodities and inflation-linked bonds. The fund captures the total return of the index and seeks to enhance performance by exploiting structural inefficiencies in the commodity market.

The Fund may use or invest in financial derivatives.

About the Benchmark

Bloomberg Commodity Index Total Return is an unmanaged index composed of futures contracts on a number of physical commodities. The index is designed to be a highly liquid and diversified benchmark for commodities as an asset class. The futures exposures of the benchmark are collateralized by US T-bills. It is not possible to invest directly in an unmanaged index.

Unless otherwise stated in the prospectus, the Fund is not managed against a particular benchmark or index, and any reference to a particular benchmark or index in this factsheet is made solely for risk or performance comparison purposes.

Key Facts

	Accumulation
Bloomberg Ticker	PIMCPEA
ISIN	IE00B1D7YH97
Sedol	B1D7YH9
CUSIP	G70974731
Valoren	2872131
WKN	A0M12Q
Inception Date	21/09/2007
Distribution	-
Unified Management Fee	1.64% p.a.
Fund Type	UCITS
Portfolio Manager	Greg Sharenow, Andrew DeWitt, Lorenzo Pagani, Steve Rodosky
Total Net Assets	773.1 (USD in Millions)
Fund Base Currency	USD
Share Class Currency	USD
Fund Statistics	
Effective Duration (yrs) ^{††}	2.84
Benchmark Duration (yrs)	0.23
Current Yield (%) [⊕]	-0.01
Estimated Yield to Maturity (%) [⊕]	5.19
Average Coupon (%)	-0.01
Effective Maturity (yrs)	1.21
Average Credit Quality	AA

MANAGER

PIMCO Global Advisors (Ireland) Limited

INVESTMENT ADVISOR

Pacific Investment Management Company LLC

For questions regarding the PIMCO Funds: Global Investors Series plc, please call +852 3556 1498.

Visit our website for a full menu of products and services at pimco.com.hk*

*This website has not been reviewed by the Securities and Futures Commission.

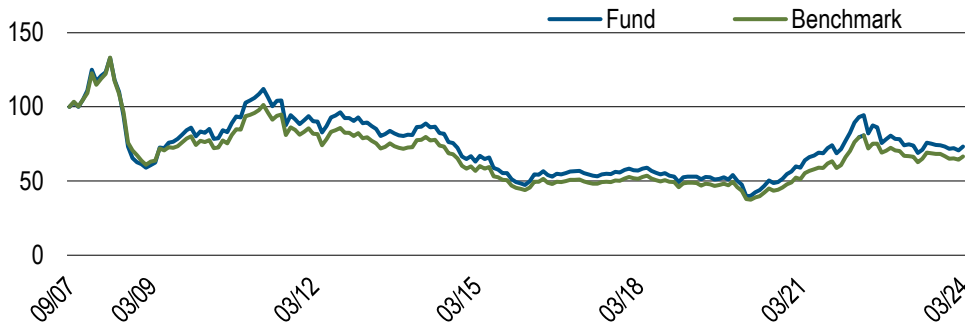


Chart shows performance from the first month-end, rebased to 100, for the E Acc USD class. **Past Performance is not a guarantee or reliable indicator of future results and no guarantee is being made that similar returns will be achieved in the future.** Source: PIMCO

Performance (Net of Fees)	1 Mo.	3 Mos.	6 Mos.	1 Yr.	3 Yrs.	5 Yrs.	10 Yrs.	SI
E, Acc (%)	3.60	1.98	-1.50	-2.04	7.47	6.64	-1.67	-1.83
Benchmark (%)	3.31	2.19	-2.54	-0.56	9.11	6.38	-1.56	—

Past Performance is not a guarantee or reliable indicator of future results and no guarantee is being made that similar returns will be achieved in the future.

Calendar Year (Net of Fees)	2014	2015	2016	2017	2018	2019	2020	2021	2022	2023	YTD
E, Acc (%)	-17.90	-25.91	14.20	1.80	-13.98	9.26	1.32	30.67	9.82	-8.55	1.98
Benchmark (%)	-17.01	-24.66	11.77	1.70	-11.25	7.69	-3.12	27.11	16.09	-7.91	2.19

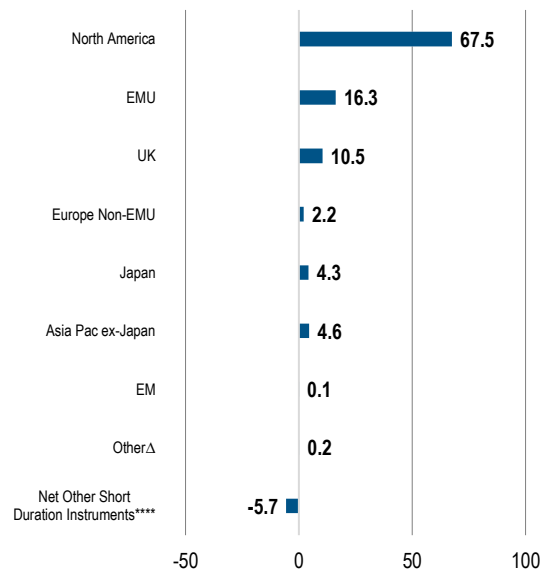
Past Performance is not a guarantee or reliable indicator of future results and no guarantee is being made that similar returns will be achieved in the future. The benchmark is the Bloomberg Commodity Index Total Return. All periods longer than one year are annualised. SI is the performance since inception. Performance shown is on a NAV-to-NAV basis in the denominated currency and are net of fees and other expenses and include reinvestment of dividends, as applicable.

Top 10 Holdings (% Market Value)*

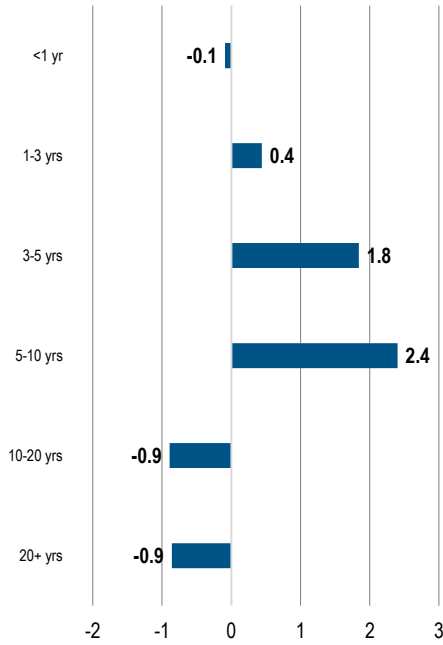
FIN FUT US 10YR CBT 03/19/24	18.6
U S TREASURY INFLATE PROT BD	14.4
U S TREASURY INFLATE PROT BD	11.2
IRS EUR 3.00000 03/20/24-10Y LCH	7.2
U S TREASURY INFLATE PROT BD	5.8
RFR USD SOFR/4.60600 10/31/23-2Y LCH	5.7
RFRF USD SOFR/2.34000 11/21/23-5Y LCH	5.5
RFR USD SOFR/3.08500 02/13/24-10Y LCH	4.7
U S TREASURY INFLATE PROT BD	4.6
U S TREASURY INFLATE PROT BD	4.5

*Top 10 holdings as of 31/12/2023.

Regional Allocation (% Duration Weighted Exposure)

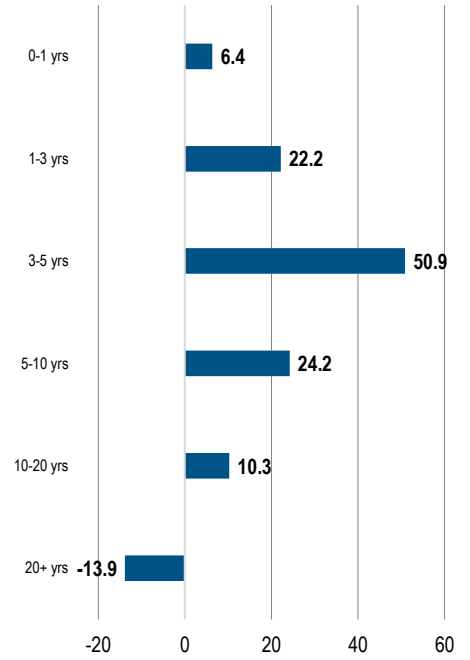


Duration (in Years)



Source: PIMCO

Maturity (% Market Value)



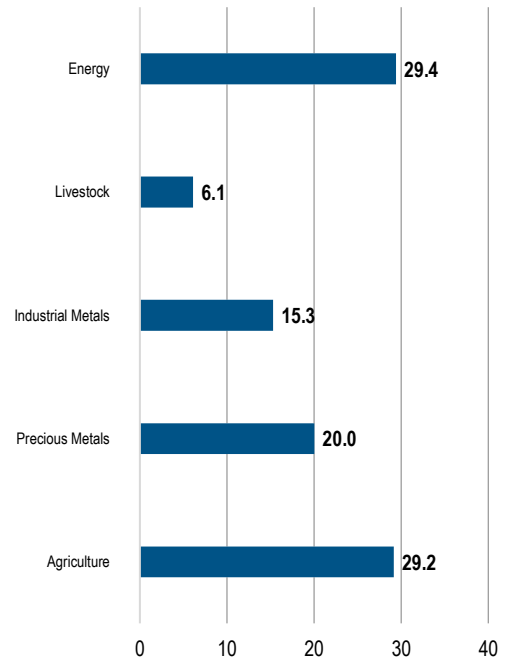
Market Value % may not equal 100 due to rounding.

Inflation-Linked Bond Exposure (% Duration Weighted Exposure)

Inflation Linked Bonds	
United States	80
United Kingdom	5
Europe	22
Canada	0
Other	12
Non Inflation Linked Bonds	
United States	-13
United Kingdom	5
Europe	-6
Canada	0
Other	-1
Net Other Short Duration Instruments	-6

Source: PIMCO

Commodity Exposure (% Market Value)



Market Value % may not equal 100 due to rounding.
Source: Bloomberg

Source: PIMCO, index provider for benchmark data.

ⒺPIMCO calculates a Fund's Estimated Yield to Maturity by averaging the yield to maturity of each security held in the Fund on a market weighted basis. PIMCO sources each security's yield to maturity from PIMCO's Portfolio Analytics database. When not available in PIMCO's Portfolio Analytics database, PIMCO sources the security's yield to maturity from Bloomberg. When not available in either database, PIMCO will assign a yield to maturity for that security from a PIMCO matrix based on prior data. The source data used in such circumstances is a static metric and PIMCO makes no representation as to the accuracy of the data for the purposes of calculating the Estimated Yield to Maturity. The Estimated Yield to Maturity is provided for illustrative purposes only and should not be relied upon as a primary basis for an investment decision and should not be interpreted as a guarantee or prediction of future performance of the Fund or the likely returns of any investment. ****Net Other Short Duration Instruments includes securities and other instruments (except instruments tied to emerging markets by country of risk) with an effective duration less than one year and rated investment grade or higher or, if unrated, determined by PIMCO to be of comparable quality, commingled liquidity funds, uninvested cash, interest receivables, net unsettled trades, broker money, short duration derivatives and derivatives offsets. With respect to certain categories of short duration securities, the Adviser reserves the discretion to require a minimum credit rating higher than investment grade for inclusion in this category. Derivatives Offsets includes offsets associated with investments in futures, swaps and other derivatives. Such offsets may be taken at the notional value of the derivative position.

^ΔWhere permitted by the investment guidelines stated in the portfolios offering documents, "other" may include exposure to, convertibles, preferred, common stock, equity-related securities, and Yankee bonds.

[¶]Duration is a measure of a portfolio's price sensitivity expressed in years. PIMCO duration calculation that adjusts the durations of credit securities to account for the potential that in the event of default investors will receive the recovery amount prior to the maturity of the security. Differences in the Fund's performance versus the index and related attribution information with respect to particular categories of securities or individual positions may be attributable, in part, to differences in the pricing methodologies used by the Fund and the index.

Negative allocations may result from derivative positions and unsettled trades and does not imply the fund is short cash, is levered, or that the derivatives are not fully cash backed. Duration is the sensitivity of a fixed income security to a change in interest rates. The longer the duration of a fixed income security, the higher its sensitivity to interest rates. Duration Weighted Exposure (DWE%) is the percentage weight of each sector's contribution to the overall duration of the fund. Morningstar ratings are shown for funds with 4 or 5 star ratings only. Other share classes ratings are either lower or unavailable. A rating is not a recommendation to buy, sell or hold a fund. Copyright © 2024 Morningstar Ltd.

All Rights Reserved. The information contained herein: (1) is proprietary to Morningstar and/or its content providers; (2) may not be copied or distributed; and (3) is not warranted to be accurate, complete or timely. Neither Morningstar nor its content providers are responsible for any damages or losses arising from any use of this information. Past performance is no guarantee of future results. Investment involves risk including possible loss of the principal amount invested.

Investment involves risk. **Past performance is not a guarantee or a reliable indicator of future results and no guarantee is being made that similar returns will be achieved in the future.** Investment returns not denominated in US/HK dollar will expose US/HK dollar-based investors to exchange rate fluctuations. The Funds typically offer different share classes, which are subject to different fees and expenses (which may affect performance), have different minimum investment requirements and are entitled to different services. In an environment where interest rates may trend upward, rising rates will negatively impact most bond funds, and fixed income securities held by a fund are likely to decrease in value. Bond funds and individual bonds with a longer duration (a measure of the expected life of a security) tend to be more sensitive to changes in interest rates, usually making them more volatile than securities with shorter durations.

PIMCO Funds: Global Investors Series plc is an umbrella type open-ended investment company with variable capital and is incorporated with limited liability under the laws of Ireland with registered number 276928. Investors should consider the investment objectives, risks, charges and expenses of this fund carefully before investing. This and other information are contained in the fund's prospectus, which may be obtained at www.pimco.com.hk or by contacting the Hong Kong Representative or your fund distributor and/or financial advisor. This document is issued by PIMCO Asia Limited (Suites 2201, 22nd Floor, Two International Finance Centre, No. 8 Finance Street, Central, Hong Kong) and has not been reviewed by the Securities and Futures Commission. No part of this publication may be reproduced in any form, or referred to in any other publication, without express written permission. Unified management fee is a single fixed Management Fee out of which the fees of the Investment Advisers, the Administrator and Custodian shall be paid, and certain other expenses including the fees of Paying Agents (and other local representatives) in jurisdictions where the Funds are registered. PIMCO is a trademark of Allianz Asset Management of America LLC in the United States and throughout the world. © 2024, PIMCO.